

Evaluation of effects of piperazine on Barium carbonate via upgrading biogas with absorption of CO₂ using alkaline solution

Gehlaut Kumar Avneesh, Gaur Ankur* and Hasan Shabih

Department of Chemical Engineering, Motilal Nehru National Institute of Technology, Allahabad-211004, Uttar Pradesh, INDIA

*ankur@mnnit.ac.in

Abstract

The focus of the present work is to study the effect of piperazine (PZ) solvent for the removal for CO₂ from biogas using carbon capture and utilization (CCU) technology. For rapid conversion of absorbed gaseous CO₂ into aqueous CO₂, a solution of monoethanolamine (MEA), diethanolamine (DEA) and piperazine (PZ) was undertaken. Barium chloride (BaCl₂) was added as a precipitating agent to react with the aqueous CO₂ and thereby ultimately forming BaCO₃. The characteristics of the BaCO₃ precipitates using X-ray diffractometry (XRD), Scanning electron microscopy and Energy-dispersive X-ray spectroscopy (SEM-EDS) and Fourier-transform infrared spectroscopy FT-IR analyses were analysed. The precipitates exhibited the witherite morphology AS confirmed by XRD results.

FT-IR confirmed the formation of metal salt i.e. BaCO₃ and EDS confirmed that no impurities were present in it. It is found that the solvent piperazine enhanced CO₂ absorption while BaCO₃ purity remains unaffected. Further we also compared the properties of BaCO₃ produced in this work with BaCO₃ directly used in other industries (such as earthenware, pottery, ceramics) and found that the properties matched well with marketed product. The method is economical due to simultaneous reactive absorption and precipitation in a single stage. Highly pure biogas (97%) was obtained along with the simultaneous production of industrial grade BaCO₃.

Keywords: Barium, carbonate, CO₂, piperazine, biogas, absorption.

Introduction

Increase in carbon dioxide concentration in atmosphere from different sources like burning of fossil fuels, industrial and vehicular emission are one of the major problems for global warming. For eco-friendly reasons, many researchers have shown interest in the capture and utilization of CO₂ emitted by large stationary industrial combustion sources as well as vehicles.¹ One strategy is to use sorption desorption cycles with a suitable sorbent such as barium chloride and zinc chloride.² During these cycles, CO₂ is separated from the combustion gases as BaCO₃ obtained by carbonation of BaCl₂ in the temperature range of 20–30°C. Increasing CO₂

concentrations in the atmosphere have been reported widely by the researchers and scientists. It is the main gas responsible for global warming.³ It is therefore required to develop an economical way of capturing CO₂ and its utilization to control its emission.

Various methods have been developed for capturing of CO₂ from biogas. Chemical absorption processes employ physical and chemical solvents such as selexol, rectisol, piperazine, metals salts and amines. Adsorption systems capture CO₂ on a bed of adsorbent materials such as activated carbon. CO₂ can also be separated from other gases by cryogenic methods like distillation method at low temperature. CO₂ can also be removed via hybrid process or cryogenic process which has shown more promise⁴.

Variety of polymeric material is also employed in upgrading of biogas; metals catalysts and molecular sieves are also being assessed for membrane separation processes. Enhancement of CO₂ capturing is related with different aspects mainly like reaction rate, carbon dioxide loading, corrosion, solvent degradation and cost of solvent regeneration⁵.

Many researchers have proposed new solvents such as blending of amines or ionic liquids, but the improvements were not much and some types of these solvents showed negative characteristics such as high viscosity, toxicity like monoethanolamine and piperazine⁶. Many solvents also showed high degradation rate.

Gaur et al⁶ in their experiment have focused on improving the reactivity of amine sorbent as well as ammonia for its use in a reaction-based process for the separation of carbon dioxide (CO₂) from landfill gas⁵. Reaction-based separation processes can generate pure streams of CO₂. Upon regeneration, it is desirable that the only gas coming off the sorbent/solvent is CO₂. If other gases such as SO₂ or moisture also evolve in the regeneration, then the separation process would not be effective, as it would merely concentrate the CO₂ but will fail to yield pure CO₂.

The conversion of ZnO to ZnCO₃ is at 8-13 °C when ZnO powder was exposed to CO₂ and H₂O for over 100 days and they observed a comparable pickup of water and CO₂ by ZnO and it converted to ZnCO₃. Sterically hindered amines are one of the best solvents used so far in separation of CO₂. Mostly MEA, DEA and MDEA are widely used in industries⁷. Certain recent studies have been designed to evaluate absorption columns using chemical solvents with

affinity towards CO₂ such as monoethanolamine (MEA), Methyl-diethanolamine (MDEA) and aqueous ammonia NH₃ aq.⁸

Among these solvents, MEA is easily available and has wide range of industrial application, but it has low absorption capacity along with a high corrosion rate and high energy consumption in desorption and low absorption. Absorption rate of tertiary amines like MDEA was lower than MEA, while MDEA offered greater thermal stability in absorption, low volatility and low energy consumption⁹.

The absorption of CO₂ with NH₃(aq.) in post-combustion gases has been evaluated under a wide range of operation conditions, presenting satisfactory results for CO₂ capture compared to amines and highlighting its high absorption capacity and forming stable compound like BaCO₃ at the same temperature and pressure conditions.¹⁰ The literature to date indicates that carbonation method has been used so far.¹¹⁻¹³ Therefore our objective is to study the effect of piperazine on BaCO₃ precipitates.

To demonstrate the effect of piperazine on biogas upgrading and minimizing the overall absorption process along with manufacturing of industrial grade barium carbonate, an alkaline aqueous solution of 4% MEA and 4% DEA along with 1-3% piperazine and 50 gram barium chloride solution for CO₂ absorption in a 1 L volume reactor are used. Present work also shows cost effective possibility of CO₂ capture and utilization as compared to the commonly used method absorption at industrial scale.

Material and Methods

Reagents: Barium Chloride Dihydrate (BaCl₂.2H₂O, CDH purity 99%), Monoethanolamine (MEA, CDH purity 99%), Diethanolamine (DEA, CDH purity 99%) and Piperazine (PZ, CDH purity 99%) were used in this present study for synthesis of barium carbonate precipitate. All the solutions were prepared using deionized water. All chemicals were of analytical grade and used as received without further purification. Biogas was collected from floating type anaerobic digester present in Belvedere Printing Press, Allahabad.

Absorption of CO₂: Figure 1 shows the experimental setup. In the precipitation experiment we have used 50 gram of BaCl₂.2H₂O dissolved in water with additives like MEA and DEA. Biogas with 80ml/min flow rate was first passed through activated carbon (filled in moisture trapper for removal) of small traces of hydrogen sulphide, water vapour and ammonia. The first step involves saturation of the amine, piperazine and barium chloride solution with CO₂ gas. Piperazine was diluted to a different concentration with balanced deionised water along with MEA and DEA. The CO₂ absorption reactor was filled with 1 litre solution of BaCl₂.2H₂O, amines and piperazine.

We maintained the temperature at 25° C, the pressure was 1 atm. Then CO₂ was passed into the absorption reactor and outlet/inlet gas was evaluated using CO₂ analyser of different intervals after reacting with the alkaline solutions. Whole process was conducted for 1 h. Then, we separated the liquid and solid by filtration through filter paper. In addition, the system uses gas chromatography to measure the initial and final gas composition. The aqueous solution used was collected for subsequent treatment.

Results and Discussion

Carbonate Formation: The apparatus design is shown in figure 1. In our experiment, six different solutions were taken. Solutions A-C consist of 1, 2 and 3 wt. % piperazine respectively with 4% MEA, solutions D-F consist of 1, 2 and 3 wt. % piperazine respectively with 4% DEA. From the literature review we have decided to take 50 g of barium salt instead of using molar equality due to economical consideration for future study at pilot plant scale. The amount of carbonates obtained from the alkaline solution is also displayed in increasing order A<D<B<E<C<F. In table 1, amount of carbonate formed is shown.

Most of the solutions were neutralized after the precipitation reaction was over. The pH of the final solution settled between 7-8 as mentioned in table 1. Initial and final composition of biogas is also shown. 4% DEA and 3 % piperazine shows higher capacity of barium carbonate formation along with 97% pure methane.

Table 1
Amount Carbonates obtained, Initial and final pH of Solution, Initial and Final Composition of Biogas

Solution	Initial pH	Final pH	Amount of carbonates formed (g[sorbent L] ⁻¹) (Biogas)	Biogas Composition Before (%)		Biogas Composition After(%)	
				CH ₄	CO ₂	CH ₄	CO ₂
1% PZ + 4 wt % MEA+ BaCl ₂ (A)	12.32	7.82	34.1	65	35	90	10
2% PZ + 4 wt % MEA+ BaCl ₂ (B)	12.73	7.63	41.2	65	35	92	8
3%PZ + 4wt % MEA + BaCl ₂ (C)	12.96	7.16	47.2	65	35	94	6
1%PZ + 4 wt % DEA+ BaCl ₂ (D)	12.40	7.90	37.7	65	35	93	7
2% PZ + 4 wt % DEA+ BaCl ₂ (E)	12.72	7.70	46.1	65	35	95	5
3%PZ + 4 wt % DEA+ BaCl ₂ (F)	13.03	7.03	49.6	65	35	97	3

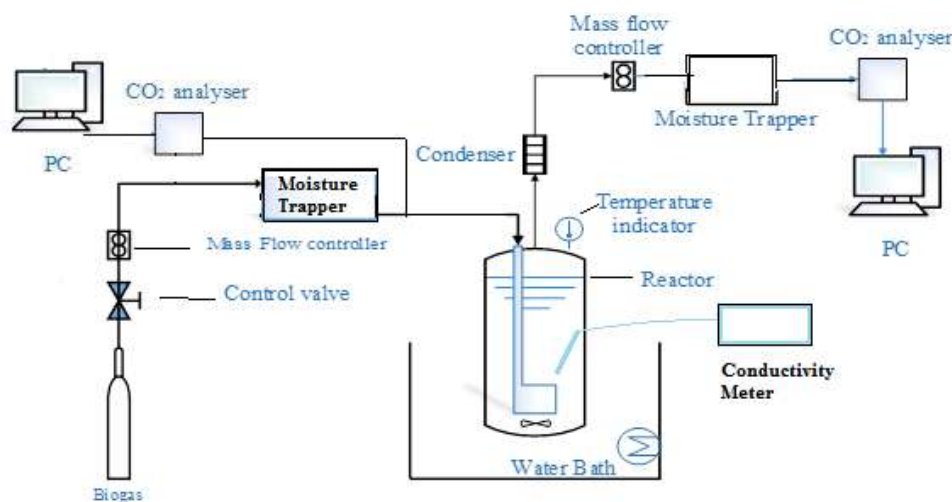


Figure 1: Experimental Setup




Figure 2: SEM micrograph of Barium Carbonate

Scanning Electron Microscopy (SEM): Surface morphology of BaCO_3 was analysed using Carl Zeiss EVO 50 with resolution - 2.0nm at 30kV, acceleration voltage-0.2 to 30 kV, magnification-5x to 1,000,000x, field of view-8.5 mm at the analytical working distance (AWD), X-ray analysis 8.5 mm AWD and 35° take-off angle, detectors used were SE in HV - Everhart-Thornley and BSD in all modes - quadrant semiconductor diode. SEM technique is used to study the morphology of the precipitated barium carbonate.

Fig. 2 shows the SEM pictures of carbonate samples. BaCO_3 obtained from BaCl_2 had rod like structure. Amines provided more stable structure as compared to the MEA. Amines provided needle shape structure of BaCO_3 while NaOH showed less sized shaped rod. Our SEM micrograph was similar to that of Gaur et al.^{5,6} and Park et al.¹¹ For elemental analysis of the material further, EDX was done to check the purity of barium carbonate powder obtained after the experiment and there was no traces of impurity present and DEA provides the more pure form of barium carbonate. Carbonate increased with the concentration of amines in the

reactor possibly due to the greater formation of BaCO_3 during the precipitation reaction.

The percentages of BaCO_3 crystallinity were 78.9% and 87.7% with MEA and DEA respectively. The amount of absorbed CO_2 in 1 wt% MEA remained in solution after forming the solid. First three images of MEA (A-C) and DEA (D-F) are with increasing concentration 1-3% piperazine. To determine the presence of other types of impurities, the salts were analyzed by EDS (figure 3).

The entire spectra show same elements present in the barium carbonate that is barium, carbon and oxygen. It was observed that BaCO_3 formed by the MEA solution has more barium followed by the DEA. Solution with 3 wt. % PZ has higher % of barium and 1 wt % PZ has less Barium.

Fourier-transform infrared spectroscopy (FTIR): The FT-IR spectra were measured on a ATR FTIR Spectrophotometer into the sample cell with a thickness of 0.005 mm between two KBr plates in the range of 3500- 400

cm^{-1} . The uncertainty in the experimental results was found to be within $\pm 3\%$ error. FTIR characterization of the solid material was obtained by the absorption of CO_2 for each concentration of 1-3 (A-C respectively) wt % piperazine with 4% MEA and 1-3 (D-F respectively) wt % piperazine with 4% DEA was done (figure 4). The spectra are similar to the spectrum of pure BaCO_3 which presents peaks primarily at $k = 1428, 878$ and 736 cm^{-1} .

BaCO_3 salt obtained with DEA showed increased transmittance at higher concentration of piperazine; it was observed that 1% piperazine presents less intense peaks, 4% DEA with 3% piperazine shows that a greater concentration of the BaCO_3 salt was generated. The BaCO_3 salts obtained by varying the aqueous solution concentration showed that by increasing the piperazine concentration, the amount of BaCO_3 increases due to the greater availability of dissolved CO_2 ions.

X-ray Diffraction (XRD): The BaCO_3 samples were filtered using filtration method and the separated solid was dried at 102°C for 2 hours before analysis. For morphology, X-ray diffraction (XRD) patterns of the BaCO_3 were

recorded with Rigaku D/MAX-2400X-ray diffractometer system using a Cu Ka radiation ($1 \frac{1}{4} 1.5406 \text{ \AA}$) in the 2θ range from 5° to 65° , operated at 40 mA and 40 kV and a scanning speed of $10^\circ \text{ min}^{-1}$. The solution (50 g $\text{BaCl}_2 \cdot 2\text{H}_2\text{O} + \text{MEA} + \text{water}$) was used in the experiment. A white precipitate was observed at bottom of the reactor at ambient temperature and pressure. The mixture was well mixed with magnetic stirrer. The solution was then filtered using a filter paper and the residue was dried in a vacuum oven at 102°C . The barium carbonate obtained using amines and BaCO_3 was characterized by XRD to determine its crystalline phase.

The results of the XRD analysis are shown in fig. 5. As far as morphology is concerned, X-ray diffraction pattern were obtained in this study as shown in fig. 5 which matched the one numbered 41-0373 in JCPDS for orthorhombic BaCO_3 and we found that the different carbonate structure are derived from the amine structures. According to fig. 5, the peaks were characteristic of witherite. There is also no effect of piperazine on the structure of BaCO_3 . All the patterns are well matched with the pure BaCO_3 .

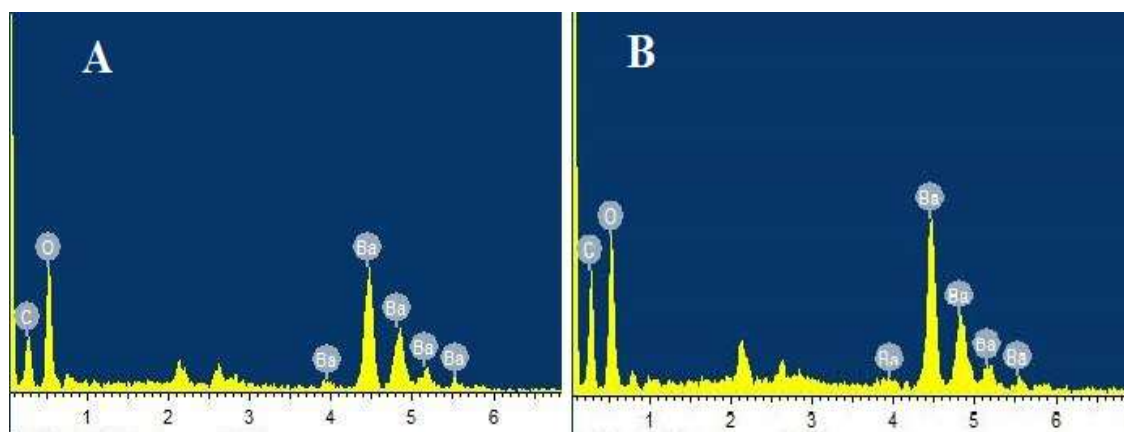


Figure 3: EDX micrograph of Barium Carbonate A) using 1% PZ B) using 3% PZ

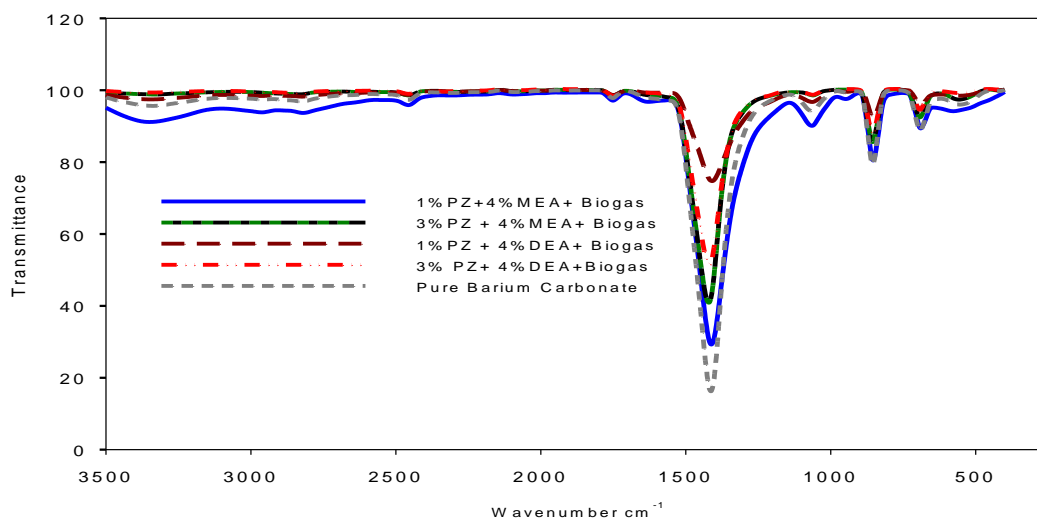


Figure 4: FT-IR graph of obtained Barium Carbonate

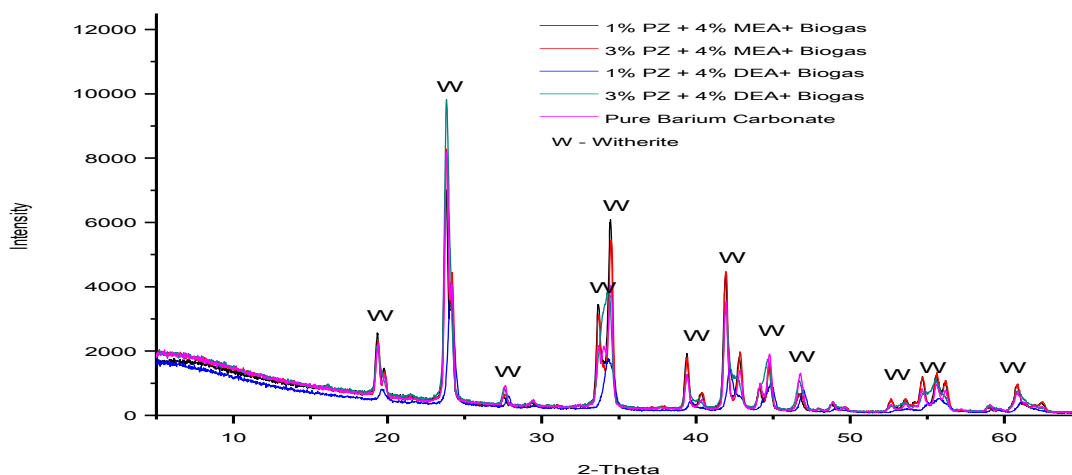


Figure 5: XRD of obtained Barium Carbonate

Conclusion

Carbonation of CO₂ using amines, piperazine and barium chloride has shown much more advantage over other processes. Using piperazine with MEA/DEA, highly stable compound (BaCO₃) of industrial grade is obtained simultaneously with 97% pure methane (acceptable in Indian subcontinent). Barium Carbonate obtained here by the carbonation method has wide range of industrial applications.

From our results we can say that piperazine increases the absorption of CO₂ without affecting the properties of barium carbonate. From economic point view, this process is very reliable and cost effective. The quality of methane obtained from this process is exceedingly of high quality and it can be used in numerous processes like natural gas or in fuel cells. The process can be easily scaled up to industry level. India is developing country and this process can help obtain extremely pure methane and low-priced metal carbonates of industrial grade.

Acknowledgement

We greatly acknowledge the support of CIR, MNNIT Allahabad and Department of Physics, Allahabad University for permitting us to use analytical instruments.

References

1. Abu-Zahra M.R.M., Schneiders L.H.J., Niederer J.P.M., Feron P.H.M. and Versteeg G.F., CO₂ capture from power plants: Part I, A parametric study of the technical performance based on monoethanolamine. *International Journal of Greenhouse Gas Control*, **1**, 37–46 (2007)
2. Aaron D. and Tsouris C., Separation of CO₂ from Flue Gas: A Review, *Sep. Sci. Technol*, **40**, 321–348 (2005)
3. Chen P., Cheng G.Y., Kou M.H., Shia P.Y. and Chung P.O., Nucleation and morphology of barium carbonate crystals in a semi-batch crystallizer, *Journal of Crystal Growth*, **226**, 458–472 (2001)
4. Feng Z., Cheng-gang F., You-ting W. and Yuan-tao W., Absorption of CO₂ in the aqueous solutions of functionalized ionic liquids and MDEA, *Chem. Eng. J.*, **160**, 691–697 (2010)
5. Gaur A., Park J.W., Jang J.H., Maken S., Lee J. and Song H.J., Characteristics of alkaline wastewater neutralization for CO₂ capture from Landfill Gas (LFG), *Energy and Fuels*, **23**, 5467–5473 (2009)
6. Gaur A., Park J.W., Jang J.H. and Song H.J., Precipitation of barium carbonate from alkanolamine solution study of CO₂ absorption from landfill gas (LFG), *J. Chem. Technol. Biotechnol.*, **86**, 153–156 (2011)
7. Herzog H., Caldeira K. and Reilly J., An issue of permanence: Assessing the effectiveness of temporary carbon storage, *Clim. Change*, **59**, 293–310 (2003)
8. Kang D., Park S., Jo H. and Park J., Carbon fixation using calcium oxide by an aqueous approach at moderate conditions, *Chem. Eng. J.*, **248**, 200–207 (2014)
9. Park S., Bang J.H., Song K., Jeon C.W. and Park J., Barium carbonate precipitation as a method to fix and utilize carbon dioxide, *Chem. Eng. J.*, **284**, 1251–1258 (2016)
10. Park S., Jo H., Kang D. and Park J., A study of CO₂ precipitation method considering an ionic CO₂ and Ca(OH)₂ slurry, *Energy*, **75**, 624–629 (2014)
11. Park S., Min J., Lee M., Jo H. and Park J., Characteristics of CO₂ fixation by chemical conversion to carbonate salts, *Chem. Eng. J.*, **231**, 287–293 (2013)
12. Rochelle G., Chen E., Freeman S., Van Wagener D., Xu Q. and Voice A., Aqueous piperazine as the new standard for CO₂ capture technology, *Chemical Engineering Journal*, **171**, 725–733 (2011)
13. Sawada Y., Murakami M. and Nishide T., Thermal analysis of basic zinc carbonate. Part 1. Carbonation process of zinc oxide powders at 8 and 13°C, *Thermochim. Acta*, **273**, 95–102 (1996)

14. Wang Y., Zhao L., Otto A., Robinius M. and Stolten D., A Review of Post-combustion CO₂Capture Technologies from Coal-fired Power Plants, *Energy Procedia*, **114**, 650–665 (2017).

(Received 18th June 2019, revised 05th November 2019, accepted 19th January 2020)